



## **ANIMAL SERVICE CENTER OF THE MESILLA VALLEY BOARD OF DIRECTORS MEETING**


The following agenda will be considered at a regular Meeting of the Animal Service Center of the Mesilla Valley Board of Directors to be Held on **Thursday, February 24<sup>th</sup>, 2022 at 9:00 am** at the City Council Chambers, City Hall, 700 N. Main St., Las Cruces, New Mexico.

### **AGENDA**

- I. Call to Order & Pledge of Allegiance**
- II. Determination of a Quorum**
- III. Changes to Agenda and Approval of Agenda**
- IV. Minutes**
  - a. Approval of the Minutes from the regular ASCMV Board Meeting held January 27<sup>th</sup>, 2022.
- V. Reports/Presentations**
  - a. 2 Hearts 4 Paws – Susan Peterson (CfPP)
  - b. City and County ACO Reports – City Animal Control and County Animal Control
  - c. Shelter Statistics/Activities; ASCMV 2021 Annual Report – Clint Thacker
  - d. Committee Reports
    1. Finance – Eric Enriquez, Committee Chair
    2. Executive – Becky Corran, Committee Chair
    3. Facilities – Kasandra Gandara, Committee Chair
- VI. Action Items**
  - a. Resolution 2022-03: Accept the FY2021 Financial Audit Report
- VII. Public Input**
- VIII. Chair and Board Comments**
- IX. Adjournment**

**Next Meeting: Thursday, March 24<sup>th</sup>, 2022 at 9:00 am.**

If You Need an Accommodation for a Disability to Enable You to Fully Participate in this Event Please Contact Us 48 Hours Before the Event at [382-0018/v](tel:382-0018) or [541-2128/tty](tel:541-2128). Posted Dated: February 18<sup>th</sup>, 2022.



**ASCMV.org**

3551 BATAAN MEMORIAL WEST, LAS CRUCES, NM • 575-382-0018

1 **ANIMAL SERVICE CENTER OF MESILLA VALLEY**

2  
3 **January 27, 2022 at 9:00 a.m.**

4  
5  
6 **BOARD MEMBERS PRESENT:**

7 Becky Corran –Chairperson  
8 Lynn Ellins – Vice-Chair (arrived 8:45 a.m.)  
9 Yvonne Flores - Board Member (departed (9:48 a.m.)  
10 Kasandra Gandara - Board Member (departed 9:54 a.m.)  
11 Fernando Macias - Board Member (arrived 8:41 a.m.)  
12 Manuel Sanchez - Board Member (arrived 8:55 a.m.)  
13 Eric Enriquez - Ex-Officio Member  
14 Mary Lou Ward- Ex-Officio Member

15  
16 **BOARD MEMBERS ABSENT:**

17  
18 **I. Call to Order & Pledge of Allegiance (9:03 a.m.):** Board Member Flores called  
19 the meeting to order.

20  
21 **II. Determination of Quorum:** Quorum was determined.

22  
23 **III. Changes to Agenda and Approval of Agenda:** Motion by Board Member  
24 Gandara to move Action Items to section six, second by Board Member Corran.  
25 Motion passed.

26  
27 **IV. Reading of Closed meeting Statement for December 15, 2021.** The Board met  
28 on December 15th. Nothing was discussed at the meeting other than what was  
29 on the agenda at that time.

30  
31 Motion by Board Member Gandara, second by Board Member Corran. There is  
32 no need for approval.

33  
34 **V. Minutes**

35  
36 **A. Approval of the Minutes from the regular ASCMV Board Meeting held**  
37 **December 15, 2021:** Motion by Board Member Corran, second by Board  
38 Member Gandara. Motion passed.

39  
40 **VI. ACTION ITEM**

41  
42 **A. Resolution 2021-09: Wage Increase for ASCMV Personnel:**

43  
44 Motion by Board Member Gandara, second by Board Member Corran. Clint  
45 Thacker stated that there is one correction on this resolution. The full  
46 amount of the increase will be done rather than half; \$117,044.00. It is

1 correct on the resolution but it wasn't in the packet that was sent out. This  
2 resolution will increase ASCMV employees to a living wage and match the  
3 City's direction to increase the salaries.  
4

5 The money will come from salary savings from January through June. It will  
6 be a budget item in future fiscal years. The living wage for Doña Ana County  
7 should be closer to \$27.00 an hour which makes this more of a competitive  
8 wage. This resolution has been discussed at length with the Finance  
9 Department in regards to how it will be funded. The belief was that the cost  
10 savings was to be used to continually fund the increase when that is not the  
11 case; the salary savings is only to be used until the next fiscal year. The  
12 budget increase will be roughly \$134,000.00.  
13

14 Ex-Officio Enriquez stated that Finance Department wanted to make sure  
15 the Board was aware that an increase in salaries cannot be continually used  
16 by salary savings; one time is fine. There will still be hiring; the savings from  
17 the first half of the year will be used for the salary increases. There was  
18 \$1.8 million budgeted for salaries but only \$1.4 million has been spent which  
19 leaves room for the increase and new hires. Roughly \$234,000.00 increase  
20 in the budget is a small percentage to add to the budget. Job descriptions  
21 are also being changed due to the salary changes as well.  
22

23 Motion passed.  
24

25 **B. Resolution 2022-01: Request to Access Fund Balance for New Center**  
26 **Kennels, Cameras and Access Control:**  
27

28 Clint Thacker gave the presentation. ASCMV took on purchasing new  
29 kennels, camera system, access controls for all doors, and fixtures,  
30 furniture, and equipment. It is roughly \$705,000.00. The money was  
31 transferred in August of 2021; Resolution 2021-07. The remainder of the  
32 \$705,000.00 is \$435,000.00 which needs to be transferred from the fund  
33 balance to the capital for access to purchase the equipment. The total  
34 amount is not in the Resolution; it is shown in Exhibit A. Bernice will adjust  
35 the Resolution to reflect the correct amount.  
36

37 Motion by Board Member Gandara to approve with the amendment of  
38 paragraph one and paragraph three to include the amount of budget  
39 adjustment of \$435,000.00 for purchase of kennels, cameras, and access  
40 control on the Resolution, second by Board Member Corran. Motion  
41 passed.  
42

43 **C. Resolution 2022-02: A Resolution to Amend the ASCMV Bylaws to**  
44 **Allow Selection of Board Members Officers in the Month of January:**  
45

1 Currently the bylaws call for election of Board officers in February. Chair  
2 Sanchez would like to change it to January to allow for consistency.

3  
4 Motion by Board Member Gandara, second by Board Member Flores.  
5 Motion passed.

6  
7 **D. Election of Officers:**

8  
9 Board Member Corran was nominated for Chair. Motion by Board Member  
10 Gandara, second by Board Member Flores. Motion passed.

11  
12 Board Member Ellins was nominated for Vice Chair. Motion by Board  
13 Member Sanchez, second by Board Member Macias. Motion passed.

14  
15 **E. Committee Member Appointments:**

16  
17 The Executive Committee will be made up of the current Chair, former  
18 Chair, and Vice Chair. Board Member Macias recommended the three  
19 Committees remain as is with the exception of his replacement of  
20 Commissioner Trujillo. The Facilities Committee will be made up of Board  
21 Member Gandara, Board Member Ellins, and Clint Thacker. The chair of  
22 the Finance Committee will be of Ex-Officio from the City. Mary Lou Ward  
23 will be the Ex-Officio Member to replace Board Member Macias who is  
24 replacing Commissioner Trujillo.

25  
26 Motion by Board Member Macias, second by Board Member Flores. Motion  
27 passed.

28  
29 **VII. Reports/Presentations**

30  
31 **A. "Cat's Meow Adoption Center":** Michelle Corella gave the presentation.  
32 The Cat's Meow began in October 2014. Since then they have found  
33 homes for a little over 1,000 cats and kittens. They have roughly 70 cats in  
34 residence at any given time. There is a waiting list of 12 to 15 adults and  
35 60 to 70 kittens at any time as well. The pandemic affected the animal  
36 community which has created a constant flow of animals going through the  
37 adoption center. Pre-covid they mostly dealt with adult cats including  
38 special needs cats. Post-covid many organizations scaled back but the  
39 animals haven't slowed.

40  
41 Roughly 30 to 35 cats a month are adopted; for every cat adopted there  
42 seems to be at least two waiting for space. Pictures were shown of the area  
43 at Cat's Meow. There is a pet finder site with over 100 cats available for  
44 adoption; it is connected to the Cat's Meow website. If someone is  
45 interested in meeting a cat in the foster care network, their adoption  
46 coordinator arranges a meet and greet. Cat's Meow has an all-volunteer

1 staff seven days a week; morning team who does the heavy cleaning and  
2 afternoon team who does the little projects. They are open to the public  
3 four days a week: Tuesday, Thursday, Saturday, and Sunday afternoons  
4 between 1:00 pm and 4:00 pm. Cat's Meow primary focus is to bring in cats  
5 from the community and potentially prevent them from ending up at the  
6 Shelter.  
7

8 Cat's Meow also helps people from El Paso who seem to have less  
9 resources. They have taken a few animals from the Las Cruces Shelter.  
10 They have an outdoor enclosure and a feral enclosure. From August of  
11 2020 they have been doing spay and neuter clinics roughly once a month  
12 with a vet who comes in; 35 to 40 cats are spayed during that clinic with  
13 roughly half being Cat's Meow cats. The services consist of rabies vaccine,  
14 spay/neuter surgery, and lifetime register microchip. The pet food tax grant  
15 is being used to subsidize some of the surgeries; community residents are  
16 charged \$50.00 for the services. There have currently been 21 clinics;  
17 roughly 750 cats total.  
18

19 December of 2021 Cat's Meow began transferring cats and kittens to  
20 rescues in Colorado: 51 cats on three transports. Cat's Meow vet their  
21 potential partners carefully; rescues are in the Longmont area and Boulder.  
22 Cat's Meow is a totally privately funded entity with expenses running roughly  
23 \$6,500.00 a month. Cat's Meow takes adoption partnerships and adopting  
24 out cats very seriously. Chair Corran thanked Cat's Meow for all they do in  
25 the community.  
26

27 **B. City and County ACO Reports - City and County Animal Control:** Mary  
28 Lou Ward from County ACO gave the report to include 271 reported strays  
29 of which 195 were picked up; 79 cats and 116 dogs. There were 11 sick or  
30 injured animals; five cats and six dogs. There were 18 owner release  
31 animals: two cats and 16 dogs. A four year comparison chart of reported  
32 strays was shown. A four year comparison chart of field return to owner  
33 was shown. The low numbers in the last few months are also due to the  
34 low number of Animal Control Officers in the field.  
35

36 Additional animals picked up included four welfare holds, eight shelter  
37 quarantines, six animal home quarantines, and two court hold facility  
38 quarantines; the court hold facility is still undergoing some renovations.  
39 There were no rabies submissions for December. A slide of the Geo  
40 Districts was shown. District 1 had four; District 2 had 29; District 3 had 50;  
41 District 4 had 34; District 5 had 37; District 6 had six; and District 7 had 35.  
42 A graph was shown of the stray cats picked up by District; a graph was  
43 shown of the stray dogs picked up by District. For 2021 District 2 was the  
44 biggest area with 211 cats and District 4 was the biggest area with 315  
45 dogs.  
46

1 The reasons for the owner release animals included two aggressive, one  
2 dangerous, four unable to care for the animal, two livestock killing, three  
3 were moving and couldn't take the animal with them, one had health issues,  
4 and five couldn't handle the dog. All of the animals were returned back to  
5 the Shelter; it is unknown what happened to the two dogs that killed  
6 livestock but they were not automatically euthanized. What is done with the  
7 animal depends on the circumstances and what the owner wants; if the  
8 owner signs the dog over for euthanasia then the dog will be euthanized but  
9 if the dog just comes in then it's not automatically euthanized. Clint Thacker  
10 will look into the two specific dogs and let the Board know what happened.  
11

12 In regards to the dogs returned due to being unable to handle the dogs, the  
13 owners weren't willing to have assistance to help; the owners had given up.  
14 The difference between dogs being aggressive versus dangerous includes  
15 aggressive dogs have attempted to do something whereas dangerous dogs  
16 have actually done something such as kill or attack another animal.  
17

18 Officer Gino Jimenez from City ACO gave their report to include 390 stray  
19 animal calls; 194 were gone on arrival and 257 were apprehended. 160  
20 were impounded at the ASCMV; 93 dogs and 67 cats. There were 36  
21 successful field return with 17 unsuccessful for a total of 53 identifiable stray  
22 animals. A three year comparison chart of stray animal calls was shown;  
23 the calls have been fairly consistent with a year total of 5,843 compared to  
24 roughly 6,439 in 2019. A three year comparison chart of field RTO was  
25 shown; fairly average with a year total of 445. They hope to keep this  
26 number moving upward to help mitigate the animals going to the ASCMV.  
27

28 Mr. Jimenez stated he was concerned with how many owner releases there  
29 were and for so many different reasons. Reasons for owner release  
30 included one dog for PARVO, three dogs the owner was unable to care for,  
31 one dog for euthanasia request due to age, five dogs the owner was sick  
32 and couldn't care for them, two dogs had unknown injuries, one dog for  
33 attacking the neighbor's dog, four dogs by one person because they kept  
34 escaping and barking at night, two dogs were injured after fighting each  
35 other, two dogs for medical reasons and owner was financially unable to  
36 care for them, two dogs from separate household were aggressive towards  
37 children and other dogs, one cat for euthanasia request for medical  
38 condition and age, one dog the owner passed away and wasn't able to get  
39 along with the dog of the friend who took him in, two dogs because they  
40 killed a dog and injured a second, and two dogs because they kept fighting  
41 with each other.  
42

43 When the officers go out for owner release calls they try to convince the  
44 owners to rehome the animal themselves or do socialization training or  
45 resources. Owner release to the ASCMV is considered a last resort. The  
46 reasons of being unable to field RTO include 14 had no contact with the

1 owner by phone or at the residence, one where they owner was at work and  
2 could not pick up the animal, one call for two dogs where the microchip was  
3 not current, and one where the registered owner had given the dog away  
4 and the current owner had not updated the information on the chip. The  
5 next month presentation will include community cats information.  
6

7 There was a suggestion of having more advertisements and information on  
8 the radio encouraging people to go to the ASCMV to adopt animals, radio,  
9 TV, and etcetera. Board Member Flores thanked everyone for all the work  
10 they do; ASCMV, animal control officers, non-profits, and etcetera. Frank  
11 Bryce will go to people's homes to update microchip information if needed.  
12

13 **C. Shelter Statistics/Activities:** Clint Thacker gave the ASCMV Executive  
14 Director's report. The current animal count is 469; 337 dogs, 131 cats, and  
15 one other. Total intake is 616; included 387 dogs and 228 cats. The  
16 ASCMV is still below the 2019 mark and above the 2020 mark of intake  
17 animals. A slide was shown of the animals transferred to rescues; 175 for  
18 December. There are issues with getting more animals out due to the small  
19 transport van breaking down in Tucson. It is currently at the mechanics  
20 getting a new transmission. ASCMV is working with a private donor to  
21 receive a new transfer van, possibly in April or May due to the pandemic.  
22

23 There were eight returns of dogs; six behavior issues, one lifestyle change,  
24 and one cannot afford basic care. Two cats were returned due to behavior  
25 problems. Assistance and education are given to the owners prior to  
26 returning; Ruff to Ready program with Doña Ana Humane Society and  
27 etcetera. December had a decent live release rate even with having issues  
28 moving animals to rescues; adoptions are at 26%, reclaims are at 12.5%,  
29 rescued are at 28.4%, Community Cats are at 22%, and euthanasia was  
30 22.2% for a total live release rate of 80%. Euthanasia reasons for dogs  
31 were mainly due to behavior and aggressiveness. Euthanasia reasons for  
32 cats were mainly due to medical and respiratory issues where they didn't  
33 respond to treatment.  
34

35 The volunteer program is growing; each month is showing higher hours and  
36 more active volunteers. There is a higher amount of dog walkers at the  
37 ASCMV. There are currently 138 active volunteers with 498 total hours for  
38 December. Total number of visitors was 799. Adoption appointments kept  
39 were 88%; 179 total appointments with 64% finalized adoptions. The Home  
40 for the Holidays campaign aided in the high adoption numbers. The main  
41 reason for not adopting tends to be either they don't like the animal or wish  
42 to think about the decision first. Adoption appointments must have a  
43 specific animal to view.  
44

45 The new walk-ins open house on Friday and Saturday from 1:00 pm to 3:00  
46 pm has been going well. There were 45 groups; group can be a family of

1 three, one person, and etcetera. There were 10 adoptions resulting from  
2 those 45 groups; five of those adoptions were on December 31st. The new  
3 walk-ins are positive and there is hope for increase in adoption. There have  
4 not been too many people coming in at different times to walk in. Everyday  
5 there's usually one or two people who wish to walk in but not as many as  
6 there used to be.

7  
8 The website page views were 37,091; not original views but every time you  
9 look at a page. Facebook views were at 2,484. Instagram had 302 clicks  
10 on the ad. Snapchat had 514 clicks on the ad. The pets of the week are  
11 Kali the cat and Nala the dog. Mr. Thacker played the new radio ad that will  
12 run for the next six months; promoting fostering animals. The ad will be run  
13 on the oldies station and a Spanish station; Mr. Thacker will look at having  
14 NPR run the ad as well.

#### 15 16 **D. Committee Reports**

17  
18 **1. Finance - Eric Enriquez, Committee Chair:** Board Member  
19 Enriquez stated that the Finance Committee did not meet last week.  
20 Josh Saffell gave the financial report. The unaudited financial  
21 statements as of December 2021 included General Fund cash of  
22 \$1,591,354.00 and receivables of \$102,818.00 for a total assets of  
23 \$1,694,172.00. Liabilities total \$56,664.00 with revenues collected in  
24 advance of \$197,008.00; this left an unassigned fund balance of  
25 \$1,440,500.00. Change in net position for all funds included General  
26 Fund total revenues at \$2,052,564.00 and total expenditures at  
27 \$1,439,184.00.

28  
29 The budget to actual change in net position is 54% of budgeted  
30 revenue and 37.9% of budgeted expenditures; total net change of  
31 \$613,380.00. The budget parameter is 50% as it is halfway through  
32 the year; expenditures were well under with revenues slightly above.  
33 In the cost categories all were under the 50% except for temporary  
34 services; they are being budgeted as the temporary services are  
35 being used and will be increased as needed.

36  
37 A line graph comparison of expenditures versus revenues was  
38 shown. Percentage of total expenditures included 50% salary, 15.6%  
39 benefits, 17% services, 7% supplies, 4% temporary services, 3%  
40 insurance, 2% capital, and 1% in other. The ending fund balance of  
41 2021 was roughly \$800,000.00. There was a question as to whether  
42 the temp services would be expected to shift to salary.

43  
44 **2. Executive – Manuel Sanchez, Committee Chair:** Board Member  
45 Sanchez stated the items discussed during the Executive Committee



1 meeting included updates on how to increase the wages and the  
2 possibility of election of officers in January.

- 3  
4 **3. Facilities - Kasandra Gandara, Committee Chair:** Clint Thacker  
5 stated the Facilities Committee did meet early in the month. They  
6 discussed the new Center; the walls are up and connected. There is  
7 significant process in installing main beams as well as behind the  
8 scenes items such as cameras, door access, and etcetera. The  
9 current Center is continuing plans on how to change it into the  
10 spay/neuter and medical facility. Mr. Thacker met with engineers to  
11 relocate the draining pond; difficult to move large vehicles in the area.  
12

### 13 **VIII. DISCUSSION ITEMS**

- 14  
15 **A. FY22-23 Budget:** Clint Thacker gave the presentation. Currently the  
16 budget is sitting at \$3.8 million with a budget increase to \$4.8 million. The  
17 increase include operating expenses, the Executive Director which has  
18 roughly 4% of the entire budget, the medical director, kennel operations,  
19 admin services, and etcetera. The breakout of budget percentages was  
20 shown; the admin stats are \$734,000.00 which is 15% of the budget. The  
21 FICA, PERRA, and health/dental included an increase for the new 80/20  
22 benefits; many people signed up for them.  
23

24 The open positions were listed; medical veterinarian which isn't a new  
25 position, kennel operations manager which is a new position, TNR  
26 coordinator which is a new position, animal caregiver specialists which are  
27 reclassifications, animal caregivers which are new positions, HR analyst  
28 which is a new position, and foster coordinator which is a reclassification for  
29 a total of six new positions. The budget presentation in February will be  
30 more specific to grants and etcetera. An animal care specialist is  
31 transporting animals to rescue groups and working in the Center as an  
32 animal caregiver; contractor drivers were unable to be obtained.  
33

- 34 **IX. PUBLIC INPUT:** Jean Gilbert appreciates the transparency the Center shows with  
35 their stats on the Facebook page daily. Recent stats have shown roughly 20  
36 impounds daily with majority being unrestrained dogs at 8.3 and unrestrained cats  
37 at 6.5. Owner release accounted for a smaller portion of 2.7 daily. Total average  
38 for positive outcomes of animals leaving the Center is roughly 18 a day; reclaims,  
39 adoptions, fosters, and rescue partners. There are still two a day that are general  
40 population in the Center. More must be done to make dramatic change in the  
41 Center. Ms. Gilbert stated the community needs to have an investment in these  
42 animals but it doesn't seem to be there. She questioned giving the community  
43 opportunities to be invested. She suggested creating an advisory group or  
44 committee that isn't an ad-hoc task force to work on getting the community become  
45 involved to save the animals. She also believes the Center should be open for

1 walk-ins continually. She reiterated how well the Center does with transparency  
2 and daily updates.

3  
4 **X. CHAIR AND BOARD COMMENTS:** Board Member Sanchez welcomed Chair  
5 Corran to the Board. He is looking forward to the new year working with everyone.  
6 Chair Corran looks forward to working with everyone on the JPA. The TNR  
7 taskforce will be reconvening February 4th in the afternoon.

8  
9 **XI. Adjournment (10:25 a.m.)**

10  
11 BOARD OF DIRECTORS

12  
13  
14 \_\_\_\_\_  
15 Becky Corran, Chairperson

16  
17  
18 \_\_\_\_\_  
19 Lynn Ellins, Vice-Chair

20  
21  
22 \_\_\_\_\_  
23 Yvonne Flores, Board Member

24  
25  
26 \_\_\_\_\_  
27 Kasandra Gandara, Board Member

28  
29  
30 \_\_\_\_\_  
31 Fernando Macias, Board Member

32  
33  
34 \_\_\_\_\_  
35 Manuel Sanchez, Board Member

36  
37  
38 \_\_\_\_\_  
39 Eric Enriquez, Ex Officio Member

40  
41  
42 \_\_\_\_\_  
43 Mary Lou Ward, Ex Officio Member

1 ATTEST:

2

3

4

5

6 \_\_\_\_\_  
Amanda Lopez Askin, County Clerk

## MEMORANDUM

**To:** Animal Service Center of the Mesilla Valley Board of Supervisors  
**From:** Josie Trevino, Comptroller **Initials:** JT  
**Date:** February 14, 2022  
**Subject:** Animal Service Center of the Mesilla Valley Unaudited Financial Report for January 31, 2022.

Attached are the unaudited financial results of the Animal Service Center operations for the period ended January 31, 2022. Some observations for your consideration:

- The Statement of Net Position (page 1) reported cash of \$1,494,247 in the General Fund. Total assets were \$1,699,883. Accrued payroll liabilities ended at \$56,471. Total liabilities were \$250,285. The unassigned fund balance was \$1,449,598.
- The Capital Projects Fund reported restricted fund balance of \$29,798. \$28,000 is due to a transfer from the General Fund in fiscal year 2020; \$1,798 was the balance remaining for the Stern Cat Room Donation
- The Statement of Revenues, Expenditures, and Changes in Fund Balance – Budget and Actual (page 2) showed YTD operating revenues in the General Fund at \$2,307,763 which is 60.1% of budget. YTD operating expenditures were \$1,685,285 which is 43.9% of budget. The operating income for the period is \$622,478.
- All expenditures were below the budget parameter of 58.3% except Insurance which is at 79.2% due to prepayment of premiums, Temp Agency Services which is at 92.5% due to increased staffing needs.
- The Grants and Donations Schedule, page 8, provides a summary of grants and donations received.

CC: Leeann DeMouche, Director of Financial Services  
CC: Josh Saffell, Accountant Supervisor

**Initials:** LD  
**Initials:** JS

**Animal Service Center of the Mesilla Valley  
Statement of Net Position  
January 31, 2022 (Unaudited)**

	<b>Fund 7440 General Fund</b>	<b>Fund 7441 Capital Projects</b>	<b>Fund 9440 Capital Assets</b>	<b>Statement of Net Position</b>
<b>Assets</b>				
<b>Current Assets</b>				
Cash & investments	\$ 1,494,247	\$ 29,798	\$ -	\$ 1,524,045
Accounts receivable	205,636	-	-	205,636
<b>Total Current Assets</b>	<u>1,699,883</u>	<u>29,798</u>	<u>-</u>	<u>1,729,681</u>
<b>Capital Assets</b>				
Equipment, net of accum depr	-	-	183,885	183,885
<b>Total Capital Assets</b>	<u>-</u>	<u>-</u>	<u>183,885</u>	<u>183,885</u>
<b>Total Assets</b>	<u><u>1,699,883</u></u>	<u><u>29,798</u></u>	<u><u>183,885</u></u>	<u><u>1,913,566</u></u>
<b>Liabilities</b>				
<b>Current Liabilities</b>				
Accounts payable	(3,194)	-	-	(3,194)
Accrued wages payable	-	-	-	-
Accrued payroll liabilities	56,471	-	-	56,471
Revenue collected in advance	197,008	-	-	197,008
<b>Total Current Liabilities</b>	<u>250,285</u>	<u>-</u>	<u>-</u>	<u>250,285</u>
<b>Fund Balance</b>				
Restricted	-	29,798	-	29,798
Unassigned	1,449,598	-	183,885	1,633,483
<b>Total Fund Balance</b>	<u>1,449,598</u>	<u>29,798</u>	<u>183,885</u>	<u>1,663,281</u>
<b>Total Liabilities and Fund Balance</b>	<u><u>\$ 1,699,883</u></u>	<u><u>\$ 29,798</u></u>	<u><u>\$ 183,885</u></u>	<u><u>\$ 1,913,566</u></u>

**Animal Service Center of the Mesilla Valley  
Statement of Revenues, Expenditures,  
and Changes in Fund Balance - Budget and Actual  
For the Period Ended January 31, 2022 (Unaudited)**

	<u>Budget</u>	<u>Actual</u>	<u>Actual/Bgt %</u>
<b>Revenues</b>			
Pet licenses-CLC	\$ 40,669	\$ 3,548	8.7%
Pet licenses-DAC	14,389	6,140	42.7%
Vaccinations	53,010	26,664	50.3%
Pet micro-chip	30,292	13,240	43.7%
Onsite adoptions	90,000	61,396	68.2%
Return to owner-DAC	15,806	9,091	57.5%
Return to owner-CLC	25,792	11,411	44.2%
Spay/neuter	79,349	43,665	55.0%
Dona Ana County	1,450,000	935,909	64.5%
City of Las Cruces	1,750,000	1,129,545	64.5%
City of Anthony	6,000	-	0.0%
Donations & memorials	25,052	29,477	117.7%
Grant Revenue	237,519	32,861	13.8%
City of Sunland Park	2,858	-	0.0%
Village of Hatch	335	-	0.0%
Other revenue	20,973	12,492	59.6%
Investment income	-	(7,676)	100.0%
<b>Total revenues</b>	<b><u>3,842,044</u></b>	<b><u>2,307,763</u></b>	<b>60.1%</b>
<b>Expenditures</b>			
Salary	1,870,834	840,376	44.9%
Benefits	576,986	266,640	46.2%
Temp agency services	75,000	69,364	92.5%
Repairs and maintenance	21,488	7,497	34.9%
Services	814,732	297,776	36.5%
Supplies	302,939	123,289	40.7%
Insurance	50,508	39,986	79.2%
Other	45,826	16,626	36.3%
Capital outlay	83,731	23,731	28.3%
<b>Total expenditures</b>	<b><u>3,842,044</u></b>	<b><u>1,685,285</u></b>	<b>43.9%</b>
<b>Net change in Fund Balance</b>	<b><u>\$ -</u></b>	<b><u>622,478</u></b>	
<b>Beginning Fund Balance</b>		<u>827,120</u>	
<b>Ending Fund Balance</b>		<b><u>\$ 1,449,598</u></b>	

**Animal Service Center of the Mesilla Valley  
Statement of Revenues, Expenditures,  
and Changes in Fund Balance - Budget and Actual - Executive Director  
For the Period Ended January 31, 2022 (Unaudited)**

	<u>Budget</u>	<u>Actual</u>	<u>Actual/Bgt %</u>
<b>Expenditures</b>			
Salary	123,593	63,148	51.1%
Benefits	53,612	28,532	53.2%
Temp agency services	-	-	0.0%
Repairs and maintenance	-	-	0.0%
Services	500	49	9.7%
Supplies	3,125	1,571	50.3%
Insurance	-	-	0.0%
Other	6,938	-	0.0%
Capital outlay	-	-	0.0%
<b>Total expenditures</b>	<u>187,768</u>	<u>93,300</u>	<b>49.7%</b>

**Animal Service Center of the Mesilla Valley  
Statement of Revenues, Expenditures,  
and Changes in Fund Balance - Budget and Actual - Medical Director  
For the Period Ended January 31, 2022 (Unaudited)**

	<u>Budget</u>	<u>Actual</u>	<u>Actual/Bgt %</u>
<b>Expenditures</b>			
Salary	570,262	214,082	37.5%
Benefits	153,663	53,330	34.7%
Temp agency services	-	-	0.0%
Repairs and maintenance	-	-	0.0%
Services	311,869	87,224	28.0%
Supplies	38,642	5,735	14.8%
Insurance	-	-	0.0%
Other	16,500	4,169	25.3%
Capital outlay	-	-	0.0%
<b>Total expenditures</b>	<u><b>1,090,936</b></u>	<u><b>364,539</b></u>	<b>33.4%</b>



**Animal Service Center of the Mesilla Valley  
Statement of Revenues, Expenditures,  
and Changes in Fund Balance - Budget and Actual - Kennel Director  
For the Period Ended January 31, 2022 (Unaudited)**

	<u>Budget</u>	<u>Actual</u>	<u>Actual/Bgt %</u>
<b>Expenditures</b>			
Salary	675,471	356,144	52.7%
Benefits	215,152	106,041	49.3%
Temp agency services	100,000	69,364	69.4%
Repairs and maintenance	38,488	7,097	18.4%
Services	11,815	3,391	28.7%
Supplies	147,525	96,434	65.4%
Insurance	-	-	0.0%
Other	17,888	12,217	68.3%
Capital outlay	-	-	0.0%
<b>Total expenditures</b>	<u>1,206,339</u>	<u>650,687</u>	<b>53.9%</b>

**Animal Service Center of the Mesilla Valley  
Statement of Revenues, Expenditures,  
and Changes in Fund Balance - Budget and Actual - Administrative Operations  
For the Period Ended January 31, 2022 (Unaudited)**

	<u>Budget</u>	<u>Actual</u>	<u>Actual/Bgt %</u>
<b>Expenditures</b>			
Salary	476,508	206,890	43.4%
Benefitis	154,559	78,707	50.9%
Repairs and maintenance	-	400	100.0%
Services	396,989	202,207	50.9%
Supplies	22,654	11,495	50.7%
Insurance	50,508	39,986	79.2%
Other	4,500	240	5.3%
<b>Total expenditures</b>	<u>1,105,718</u>	<u>539,925</u>	<b>48.8%</b>

**Animal Service Center of the Mesilla Valley  
Statement of Revenues, Expenditures,  
and Changes in Fund Balance as of January 31, 2022 (Unaudited)**

<b>General Fund 7440</b>	<b>Revised Budget</b>	<b>July 2021</b>	<b>August 2021</b>	<b>September 2021</b>	<b>October 2021</b>	<b>November 2021</b>	<b>December 2021</b>	<b>January 2022</b>	<b>Total</b>	<b>Actual/Bgt %</b>
<b>Revenues</b>										
Pet licenses-CLC	\$ 40,669	\$ 2,012	\$ 1,536	\$ -	\$ -	\$ -	\$ -	\$ -	\$ 3,548	8.7%
Pet licenses-DAC	14,389	892	1,069	593	758	711	839	1,278	6,140	42.7%
Vaccinations	53,010	1,775	11,490	1,525	7,840	1,390	974	1,670	26,664	50.3%
Pet micro-chip	30,292	1,105	3,365	720	3,270	1,325	2,645	810	13,240	43.7%
Onsite adoptions	90,000	6,920	8,785	2,295	11,504	12,150	7,812	11,930	61,396	68.2%
Return to owner-DAC	15,806	1,140	1,485	840	1,078	1,295	1,393	1,860	9,091	57.5%
Return to owner-CLC	25,792	2,443	1,508	1,210	1,650	1,955	1,190	1,455	11,411	44.2%
Spay/neuter	79,349	7,387	4,222	6,765	5,865	6,820	3,614	8,992	43,665	55.0%
Dona Ana County	1,450,000	319,000	102,818	102,818	102,819	102,818	102,818	102,818	935,909	64.5%
City of Las Cruces	1,750,000	385,000	124,091	124,091	124,091	124,091	124,091	124,090	1,129,545	64.5%
City of Anthony	6,000	-	-	-	-	-	-	-	-	0.0%
Donations & memorials	25,052	1,274	2,416	2,611	2,160	1,340	15,866	3,810	29,477	117.7%
Grant revenue	237,519	-	-	-	-	-	32,861	-	32,861	13.8%
City of Sunland Park	2,858	-	-	-	-	-	-	-	-	0.0%
Village of Hatch	335	-	-	-	-	-	-	-	-	0.0%
Other revenue	20,973	1,798	2,429	1,418	2,355	1,596	1,479	1,417	12,492	59.6%
Investment income	-	-	971	(580)	(1,331)	-	(1,805)	(4,931)	(7,676)	100.0%
<b>Total revenues</b>	<b>3,842,044</b>	<b>730,746</b>	<b>266,185</b>	<b>244,306</b>	<b>262,059</b>	<b>255,491</b>	<b>293,777</b>	<b>255,199</b>	<b>2,307,763</b>	<b>60.1%</b>
<b>Expenditures</b>										
Salary	1,870,834	70,883	114,530	182,127	117,381	116,426	120,188	118,841	840,376	44.9%
Benefits	576,986	21,296	35,581	55,539	36,754	37,016	37,905	42,549	266,640	46.2%
Temp agency services	75,000	-	-	13,877	11,467	12,839	18,961	12,220	69,364	92.5%
Repairs and maintenance	21,488	653	1,664	1,135	149	2,850	213	833	7,497	34.9%
Services	814,732	26,259	27,926	45,156	68,066	27,372	47,971	55,026	297,776	36.5%
Supplies	302,939	3,438	12,645	23,232	21,789	26,953	19,308	15,924	123,289	40.7%
Insurance	50,508	2,815	29,934	997	2,513	-	3,118	609	39,986	79.2%
Other	45,826	1,278	3,369	1,919	5,368	3,228	1,365	99	16,626	36.3%
Depreciation	250	-	-	-	-	-	-	-	-	0.0%
Capital outlay	83,731	-	-	-	23,731	-	-	-	23,731	28.3%
<b>Total expenditures</b>	<b>3,842,294</b>	<b>126,622</b>	<b>225,649</b>	<b>323,982</b>	<b>263,487</b>	<b>226,684</b>	<b>249,029</b>	<b>246,101</b>	<b>1,685,285</b>	<b>43.9%</b>
Net Operating Income (Loss)	(250)	604,124	40,536	(79,676)	(1,428)	28,807	44,748	9,098	622,478	
Transfers	-	-	-	-	-	-	-	-	-	
Net Change in Fund Balance	\$ (250)	\$ 604,124	\$ 40,536	\$ (79,676)	\$ (1,428)	\$ 28,807	\$ 44,748	\$ 9,098	\$ 622,478	

**Animal Service Center of the Mesilla Valley  
Grants and Donations Schedule  
as of January 31, 2022**

Fund	Project	Project Name	Award Amount	Life-to-Date Expenditures	Remaining Balance	Type	End Date	Purpose
7440	11924	Best Friends Executive Leadership	\$ 5,000	1,249	\$ 3,751	Local Grant	Until Spent	To cover any expenses associated with the Best Friends Executive Leadership Program
7440	11943	Carroll Petrie Foundation	\$ 25,000	12,743	\$ 12,257	Local Grant	Until Spent	No stipulations
7440	11944	Maddie's Pet Foster Care COVID Stimulus	\$ 10,000	3,888	\$ 6,112	Local Grant	Until Spent	Supports ASCMV Foster Care Efforts
7441	11627	Stern Donation	\$ 50,000	48,202	\$ 1,798	Donation	Upon completion	The Kern donation provides funding strictly for costs associated with the renovation of the cat room.
7440	12049	Carroll Petrie Foundation	\$ 150,000	26,302	\$ 123,698	Local Grant	Until Spent	For general operating support
7440	Unassigned	Best Friends Animal Society	\$ 20,000	-	\$ 20,000	Local Grant	Until Spent	
7440	Unassigned	Pet Smart Charities	\$ 1,000	-	\$ 1,000	Local Grant	Until Spent	

**Signature:** *Joshua Saffell*  
Joshua Saffell (Feb 11, 2022 16:52 MST)

**Email:** jsaffell@las-cruces.org

**Signature:** *José Treviño*

**Email:** jotrevino@las-cruces.org

**Signature:** *Leeann Demouche*  
Leeann Demouche (Feb 15, 2022 10:39 MST)

**Email:** ldemouche@las-cruces.org










# ASCMV January FS

Final Audit Report

2022-02-15

Created:	2022-02-11
By:	Joshua Saffell (jsaffell@las-cruces.org)
Status:	Signed
Transaction ID:	CBJCHBCAABAAymT3jnE3pLUejTadupJi076ErCjYFoFK

## "ASCMV January FS" History

-  Document created by Joshua Saffell (jsaffell@las-cruces.org)  
2022-02-11 - 11:51:30 PM GMT
-  Document e-signed by Joshua Saffell (jsaffell@las-cruces.org)  
Signature Date: 2022-02-11 - 11:52:46 PM GMT - Time Source: server
-  Document emailed to Josie Trevino (jotrevino@las-cruces.org) for signature  
2022-02-11 - 11:52:48 PM GMT
-  Email viewed by Josie Trevino (jotrevino@las-cruces.org)  
2022-02-11 - 11:58:29 PM GMT
-  Document e-signed by Josie Trevino (jotrevino@las-cruces.org)  
Signature Date: 2022-02-14 - 4:43:16 PM GMT - Time Source: server
-  Document emailed to Leeann Demouche (ldemouche@las-cruces.org) for signature  
2022-02-14 - 4:43:18 PM GMT
-  Email viewed by Leeann Demouche (ldemouche@las-cruces.org)  
2022-02-14 - 5:02:13 PM GMT
-  Document e-signed by Leeann Demouche (ldemouche@las-cruces.org)  
Signature Date: 2022-02-15 - 5:39:39 PM GMT - Time Source: server
-  Agreement completed.  
2022-02-15 - 5:39:39 PM GMT

**Animal Services Center of the Mesilla Valley**  
 Monthly Statistics Report-January 2022

<b>INTAKE</b>	<b>Dogs</b>	<b>Cats</b>	<b>Rabbits</b>	<b>Reptiles</b>	<b>Pocket Pets</b>	<b>Avian E</b>	<b>Avian L, W</b>	<b>Livestock</b> <small>(horse, goat, sheep, pig, donkey)</small>	<b>Wildlife</b> <small>(skunk, bat, coyote, fox, raccoon)</small>	<b>Total</b>
<b>City of Las Cruces</b>										
Owner Surrender	57	14								71
Returned Adoptions	4	3								7
Seized/Welfare Hold	16	1								17
Strays (brought in by the public)	63	25								88
Strays (brought in by Animal Control)	71	54					1			126
Wildlife										0
<b>Subtotal City of Las Cruces</b>	<b>211</b>	<b>97</b>	<b>0</b>	<b>0</b>	<b>0</b>	<b>0</b>	<b>1</b>	<b>0</b>	<b>0</b>	<b>309</b>
<b>Doña Ana County</b>										
Owner Surrender	26	0	2							28
Returned Adoptions	1	1								2
Seized/Welfare Hold	26	0								26
Strays (brought in by the public)	34	32						1		67
Strays (brought in by Animal Control)	104	87								191
Wildlife										0
<b>Subtotal Doña Ana County</b>	<b>191</b>	<b>120</b>	<b>2</b>	<b>0</b>	<b>0</b>	<b>0</b>	<b>0</b>	<b>1</b>	<b>0</b>	<b>314</b>
Anthony, NM	26	1								27
Hatch										0
Mesilla	3	3								6
Sunland Park										0
WSMR										0
Born In Care										0
Community Cats										0
Jurisdiction Unknown/Other	1	0								1
Transfers In	0	12								12
<b>Total Intake</b>	<b>429</b>	<b>218</b>	<b>2</b>	<b>0</b>	<b>0</b>	<b>0</b>	<b>1</b>	<b>1</b>	<b>0</b>	<b>669</b>



	Dogs	Cats	Rabbits	Reptiles	Pocket Pets	Avian E	Avian L, W	Livestock (horse, goat, sheep, pig, donkey)	Wildlife (skunk, bat, coyote, fox, raccoon)	Total
Medical - HW Positive - TX										0
Medical - HW Positive - Non TX										0
Medical - Mange - TX										0
Medical - Mange - Non TX	1									1
Medical - Mass										0
Medical - Neurological	1									1
Medical - Organ Failure										0
Medical - Parvo - Exposed	1									1
Medical - Parvo - TX										0
Medical - Parvo - Non TX	1									1
Medical - Pregnant										0
Medical - Prolapse										0
Medical - Respiratory Signs - TX	5	10								15
Medical - Respiratory Signs - Non TX	3	4								7
Medical - Ringworm		1								1
Offsite Euthanasia										0
Rabies Suspect - General										0
Rabies Suspect - Injured										0
Rabies Suspect - Sick/Symptomatic										0
Rabies Suspect - Wildlife										0
Severe Injuries - Animal Attack	1									1
Severe Injuries - General	1	3								4
Severe Injuries - Hit By Car	1	1								2
Space - Behavior	4									4
Space - General										0
Space - Medical	2	1								3
Wildlife - Nuisance										0
<b>Subtotal Euthanized</b>	<b>70</b>	<b>30</b>	<b>0</b>	<b>0</b>	<b>0</b>	<b>0</b>	<b>0</b>	<b>0</b>	<b>0</b>	<b>100</b>
<b>Euthanasia Rate</b>	<b>16.3%</b>	<b>13.8%</b>	<b>na</b>	<b>na</b>	<b>na</b>	<b>na</b>	<b>na</b>	<b>na</b>	<b>na</b>	<b>14.9%</b>
<b>Total Outcome</b>	<b>416</b>	<b>285</b>	<b>2</b>	<b>0</b>	<b>0</b>	<b>0</b>	<b>0</b>	<b>1</b>	<b>0</b>	<b>704</b>
<b>Grand Total</b>	<b>429</b>	<b>218</b>	<b>2</b>	<b>0</b>	<b>0</b>	<b>0</b>	<b>1</b>	<b>1</b>	<b>0</b>	<b>669</b>
<b>Outcome*</b>	<b>416</b>	<b>285</b>	<b>2</b>	<b>0</b>	<b>0</b>	<b>0</b>	<b>0</b>	<b>1</b>	<b>0</b>	<b>704</b>
<b>Statistics</b>	<b>Live Release Rate</b>	<b>81.1%</b>	<b>89.3%</b>	<b>100.0%</b>	<b>na</b>	<b>na</b>	<b>na</b>	<b>100.0%</b>	<b>na</b>	<b>84.7%</b>
	<b>Euthanized, Expired in Care, DOA</b>	<b>72</b>	<b>30</b>	<b>0</b>	<b>0</b>	<b>0</b>	<b>0</b>	<b>0</b>	<b>0</b>	<b>102</b>
	<b>Average Intake/day</b>	<b>13.8</b>	<b>7.0</b>	<b>0.1</b>	<b>0.0</b>	<b>0.0</b>	<b>0.0</b>	<b>0.0</b>	<b>0.0</b>	<b>21.6</b>
	<b>Average Outcome/day</b>	<b>13.4</b>	<b>9.2</b>	<b>0.1</b>	<b>0.0</b>	<b>0.0</b>	<b>0.0</b>	<b>0.0</b>	<b>0.0</b>	<b>22.7</b>
	<b>Average Euthanizations/day</b>	<b>2.3</b>	<b>1.0</b>	<b>0.0</b>	<b>0.0</b>	<b>0.0</b>	<b>0.0</b>	<b>0.0</b>	<b>0.0</b>	<b>3.2</b>
	<b>Average RTO/day</b>	<b>2.7</b>	<b>0.1</b>	<b>0.0</b>	<b>0.0</b>	<b>0.0</b>	<b>0.0</b>	<b>0.0</b>	<b>0.0</b>	<b>2.8</b>
	<b>Average Adoptions/day</b>	<b>3.5</b>	<b>1.7</b>	<b>0.1</b>	<b>0.0</b>	<b>0.0</b>	<b>0.0</b>	<b>0.0</b>	<b>0.0</b>	<b>5.2</b>

<b>Grand Total</b>	<b>429</b>	<b>218</b>	<b>2</b>	<b>0</b>	<b>0</b>	<b>0</b>	<b>1</b>	<b>1</b>	<b>0</b>	<b>669</b>
<b>Outcome*</b>	<b>416</b>	<b>285</b>	<b>2</b>	<b>0</b>	<b>0</b>	<b>0</b>	<b>0</b>	<b>1</b>	<b>0</b>	<b>704</b>
<b>Statistics</b>	<b>Live Release Rate</b>	<b>81.1%</b>	<b>89.3%</b>	<b>100.0%</b>	<b>na</b>	<b>na</b>	<b>na</b>	<b>100.0%</b>	<b>na</b>	<b>84.7%</b>
	<b>Euthanized, Expired in Care, DOA</b>	<b>72</b>	<b>30</b>	<b>0</b>	<b>0</b>	<b>0</b>	<b>0</b>	<b>0</b>	<b>0</b>	<b>102</b>
	<b>Average Intake/day</b>	<b>13.8</b>	<b>7.0</b>	<b>0.1</b>	<b>0.0</b>	<b>0.0</b>	<b>0.0</b>	<b>0.0</b>	<b>0.0</b>	<b>21.6</b>
	<b>Average Outcome/day</b>	<b>13.4</b>	<b>9.2</b>	<b>0.1</b>	<b>0.0</b>	<b>0.0</b>	<b>0.0</b>	<b>0.0</b>	<b>0.0</b>	<b>22.7</b>
	<b>Average Euthanizations/day</b>	<b>2.3</b>	<b>1.0</b>	<b>0.0</b>	<b>0.0</b>	<b>0.0</b>	<b>0.0</b>	<b>0.0</b>	<b>0.0</b>	<b>3.2</b>
	<b>Average RTO/day</b>	<b>2.7</b>	<b>0.1</b>	<b>0.0</b>	<b>0.0</b>	<b>0.0</b>	<b>0.0</b>	<b>0.0</b>	<b>0.0</b>	<b>2.8</b>
	<b>Average Adoptions/day</b>	<b>3.5</b>	<b>1.7</b>	<b>0.1</b>	<b>0.0</b>	<b>0.0</b>	<b>0.0</b>	<b>0.0</b>	<b>0.0</b>	<b>5.2</b>

\*\*ASCMV Website Page Views -- 37,117

\*\*ASCMV Instagram -- people reached; impressions; ad clicks

\*\*ASCMV Facebook Page Views -- 2,555

\*\*ASCMV Snapchat -- impressions; ad clicks

\*\*No ads run in January



# Animal Services Center of the Mesilla Valley

Annual Statistics Report - January -- December 2021

	Dogs	Cats	Rabbits	Reptiles	Pocket Pets	Avian E	Avian L, W	Livestock (horse, goat, sheep, pig, donkey)	Wildlife (skunk, bat, coyote, fox, raccoon)	Total
<b>INTAKE</b>										
<b>City of Las Cruces</b>										
Owner Surrender	535	155	1	0	2	0	1	1	0	695
Returned Adoptions	50	12	0	0	0	0	0	0	0	62
Seized/Welfare Hold	137	17	0	2	0	0	0	0	0	156
Strays (brought in by the public)	396	420	2	0	1	0	1	0	0	820
Strays (brought in by Animal Control)	957	1343	4	1	0	1	9	1	0	2,316
Wildlife	0	0	0	0	0	0	1	0	21	22
<b>Subtotal City of Las Cruces</b>	<b>2,075</b>	<b>1,947</b>	<b>7</b>	<b>3</b>	<b>3</b>	<b>1</b>	<b>12</b>	<b>2</b>	<b>21</b>	<b>4,071</b>
<b>Doña Ana County</b>										
Owner Surrender	336	40	2	0	3	0	0	0	0	381
Returned Adoptions	14	7	0	0	0	0	0	0	0	21
Seized/Welfare Hold	104	17	0	0	0	0	0	0	0	121
Strays (brought in by the public)	180	316	0	0	0	0	0	0	0	496
Strays (brought in by Animal Control)	1,549	857	0	1	2	0	1	0	2	2,412
Wildlife	0	0	0	0	0	0	1	0	0	1
<b>Subtotal Doña Ana County</b>	<b>2,183</b>	<b>1,237</b>	<b>2</b>	<b>1</b>	<b>5</b>	<b>0</b>	<b>2</b>	<b>0</b>	<b>2</b>	<b>3,432</b>
Anthony, NM	212	80	0	0	0	0	0	0	0	292
Hatch	12	10	0	0	0	0	0	0	0	22
Mesilla	14	16	0	0	0	0	0	0	0	30
Sunland Park	19	10	0	0	0	0	0	0	0	29
WSMR	3	2	0	0	0	0	0	0	0	5
Born In Care	23	21	0	0	0	0	0	0	0	44
Community Cats	0	0	0	0	0	0	0	0	0	0
Jurisdiction Unknown/Other	10	8	0	0	0	0	0	0	0	18
Transfers In	39	6	0	0	0	0	0	0	0	45
<b>Total Intake</b>	<b>4,551</b>	<b>3,331</b>	<b>9</b>	<b>4</b>	<b>8</b>	<b>1</b>	<b>14</b>	<b>2</b>	<b>23</b>	<b>7,988</b>

<b>OUTCOME</b> <i>(city and county)</i>	<b>Dogs</b>	<b>Cats</b>	<b>Rabbits</b>	<b>Reptiles</b>	<b>Pocket Pets</b>	<b>Avian E</b>	<b>Avian L, W</b>	<b>Livestock</b> <i>(horse, goat, sheep, pig, donkey)</i>	<b>Wildlife</b> <i>(skunk, bat, coyote, fox, raccoon)</i>	<b>Total</b>
<b>Admin Missing</b>										
Foster-Escaped	1	5	0	0	0	0	0	0	0	6
Foster-Lost Contact	1	0	0	0	0	0	0	0	0	1
Foster-Stolen From	0	0	0	0	0	0	0	0	0	0
FTA-Escaped	1	0	0	0	0	0	0	0	0	1
FTA-Lost Contact	20	16	0	0	0	0	0	0	0	36
FTA-Stolen From	2	0	0	0	0	0	0	0	0	2
FTA-Gave Away	2	0	0	0	0	0	0	0	0	2
Offsite-Missing	0	0	0	0	0	0	0	0	0	0
Offsite-Stolen From	0	0	0	0	0	0	0	0	0	0
Shelter-Escaped	4	0	0	0	0	0	0	0	0	4
Shelter-Missing	1	0	0	0	0	0	0	0	0	1
Shelter-Stolen From	0	0	0	0	0	0	0	0	0	0
<b>Subtotal Admin Missing</b>	<b>32</b>	<b>21</b>	<b>0</b>	<b>0</b>	<b>0</b>	<b>0</b>	<b>0</b>	<b>0</b>	<b>0</b>	<b>53</b>
<b>Adoptions</b>	1,020	533	6	4	5	1	8	0	0	1,577
<b>Expired in Shelter Care</b>	61	98	0	0	0	0	0	0	0	159
<b>Expired in Foster Care</b>	13	77	0	0	0	0	1	0	0	91
<b>DOA</b>	0	0	0	0	0	0	0	0	0	0
<b>Return to Owner</b>	863	105	0	0	0	0	0	1	0	969
<b>Transferred Out (Rescues)</b>	1,797	725	0	1	4	0	5	0	0	2,532
<b>Community Cats (TNR)</b>	0	907	0	0	0	0	0	0	0	907
<b>Wildlife Release</b>	0	0	0	0	0	0	0	0	2	2
<b>Owner Request Euthanasia</b>	389	51	2	0	2	0	2	0	0	446
<b>Euthanized</b>										
Behavior - Aggressive - Dog	177	0	0	0	0	0	0	0	0	177
Behavior - Aggressive - Other Animals	4	0	0	0	0	0	0	0	0	4
Behavior - Aggressive - People	31	17	0	0	0	0	0	0	0	48
Behavior - Feral	4	332	0	0	0	0	0	0	0	336
Behavior - High Arousal Level	18	0	0	0	0	0	0	0	0	18
Behavior - Problem Eliminator	0	0	0	0	0	0	0	0	0	0
Behavior - Resources Guarding	15	0	0	0	0	0	0	0	0	15
Behavior - Timid	2	0	0	0	0	0	0	0	0	2
Behavior - Timid - Fear Biter	47	16	0	0	0	0	0	0	0	63
Court Order	4	0	0	0	0	0	0	0	0	4
Medical - Distemper Suspect - Resp/GI	12	0	0	0	0	0	0	0	0	12
Medical - Distemper - Exposed	1	0	0	0	0	0	0	0	0	1
Medical - Distemper - TX	13	0	0	0	0	0	0	0	0	13
Medical - Distemper - Non TX	3	0	0	0	0	0	0	0	0	3
Medical - Failure of Vital Function	10	8	0	0	0	0	0	0	0	18
Medical - Failure To Thrive	8	68	0	0	0	0	0	0	0	76
Medical - Felv	0	0	0	0	0	0	0	0	0	0
Medical - FIV	0	0	0	0	0	0	0	0	0	0
Medical - General	45	91	0	0	0	0	0	0	0	136
Medical - Geriatric	6	2	0	0	0	0	0	0	0	8

	Dogs	Cats	Rabbits	Reptiles	Pocket Pets	Avian E	Avian L, W	Livestock	Wildlife	Total
Medical - HW Positive - TX	0	0	0	0	0	0	0	0	0	0
Medical - HW Positive - Non TX	0	0	0	0	0	0	0	0	0	0
Medical - Mange - TX	0	0	0	0	0	0	0	0	0	0
Medical - Mange - Non TX	0	0	0	0	0	0	0	0	0	0
Medical - Mass	11	1	0	0	0	0	0	0	0	12
Medical - Neurological	1	2	0	0	0	0	0	0	0	3
Medical - Organ Failure	0	3	0	0	0	0	0	0	0	3
Medical - Parvo - Exposed	1	0	0	0	0	0	0	0	0	1
Medical - Parvo - TX	16	0	0	0	0	0	0	0	0	16
Medical - Parvo - Non TX	15	0	0	0	0	0	0	0	0	15
Medical - Pregnant	0	0	0	0	0	0	0	0	0	0
Medical - Prolapse	0	2	0	0	0	0	0	0	0	2
Medical - Respiratory Signs - TX	138	68	0	0	0	0	0	0	0	206
Medical - Respiratory Signs - Non TX	25	67	0	0	0	0	0	0	0	92
Medical - Ringworm	0	68	0	0	0	0	0	0	0	68
Offsite Euthanasia	0	0	0	0	0	0	0	0	0	0
Rabies Suspect - General	5	0	0	0	0	0	0	0	0	5
Rabies Suspect - Injured	1	1	0	0	0	0	0	0	0	2
Rabies Suspect - Sick/Symptomatic	0	0	0	0	0	0	0	0	0	0
Rabies Suspect - Wildlife	0	0	0	0	0	0	0	0	2	2
Severe Injuries - Animal Attack	5	5	0	0	0	0	0	2	0	12
Severe Injuries - General	10	30	1	0	0	0	0	0	2	43
Severe Injuries - Hit By Car	14	17	0	1	0	0	0	0	0	32
Space - Behavior	19	24	0	0	0	0	0	0	0	43
Space - General	1	0	0	0	0	0	0	0	0	1
Space - Medical	58	44	0	0	0	0	0	0	0	102
Wildlife - Nuisance	0	0	0	0	0	0	0	0	18	18
<b>Subtotal Euthanized</b>	<b>720</b>	<b>866</b>	<b>1</b>	<b>1</b>	<b>0</b>	<b>0</b>	<b>0</b>	<b>2</b>	<b>22</b>	<b>1,612</b>
<b>Euthanasia Rate</b>	<b>15.8%</b>	<b>26.0%</b>	<b>11.1%</b>	<b>25.0%</b>	<b>na</b>	<b>na</b>	<b>na</b>	<b>100.0%</b>	<b>95.7%</b>	<b>20.2%</b>
<b>Total Outcome</b>	<b>4,895</b>	<b>3,383</b>	<b>9</b>	<b>6</b>	<b>11</b>	<b>1</b>	<b>16</b>	<b>3</b>	<b>24</b>	<b>8,348</b>

<b>Grand Total</b>	<b>Intake*</b>	<b>4,551</b>	<b>3,331</b>	<b>9</b>	<b>4</b>	<b>8</b>	<b>1</b>	<b>14</b>	<b>2</b>	<b>23</b>	<b>7,988</b>
	<b>Outcome*</b>	<b>4,895</b>	<b>3,383</b>	<b>9</b>	<b>6</b>	<b>11</b>	<b>1</b>	<b>16</b>	<b>3</b>	<b>24</b>	<b>8,348</b>

<b>Statistics</b>	<b>Live Release Rate</b>	<b>83.6%</b>	<b>72.4%</b>	<b>85.7%</b>	<b>83.3%</b>	<b>100.0%</b>	<b>100.0%</b>	<b>100.0%</b>	<b>33.3%</b>	<b>8.3%</b>	<b>78.8%</b>
	<b>Euthanized, Expired in Care, DOA</b>	<b>794</b>	<b>1,041</b>	<b>1</b>	<b>1</b>	<b>0</b>	<b>0</b>	<b>1</b>	<b>2</b>	<b>22</b>	<b>1,862</b>
	<b>Average Intake/day</b>	<b>12.5</b>	<b>9.1</b>	<b>0.0</b>	<b>0.0</b>	<b>0.0</b>	<b>0.0</b>	<b>0.0</b>	<b>0.0</b>	<b>0.1</b>	<b>21.9</b>
	<b>Average Outcome/day</b>	<b>13.4</b>	<b>9.3</b>	<b>0.0</b>	<b>0.0</b>	<b>0.0</b>	<b>0.0</b>	<b>0.0</b>	<b>0.0</b>	<b>0.1</b>	<b>22.9</b>
	<b>Average Euthanizations/day</b>	<b>4.0</b>	<b>4.8</b>	<b>0.0</b>	<b>0.0</b>	<b>0.0</b>	<b>0.0</b>	<b>0.0</b>	<b>0.0</b>	<b>0.1</b>	<b>4.4</b>
	<b>Average RTO/day</b>	<b>2.4</b>	<b>0.3</b>	<b>0.0</b>	<b>0.0</b>	<b>0.0</b>	<b>0.0</b>	<b>0.0</b>	<b>0.0</b>	<b>0.0</b>	<b>2.7</b>
	<b>Average Adoptions/day</b>	<b>2.8</b>	<b>1.5</b>	<b>0.0</b>	<b>0.0</b>	<b>0.0</b>	<b>0.0</b>	<b>0.0</b>	<b>0.0</b>	<b>0.0</b>	<b>4.3</b>